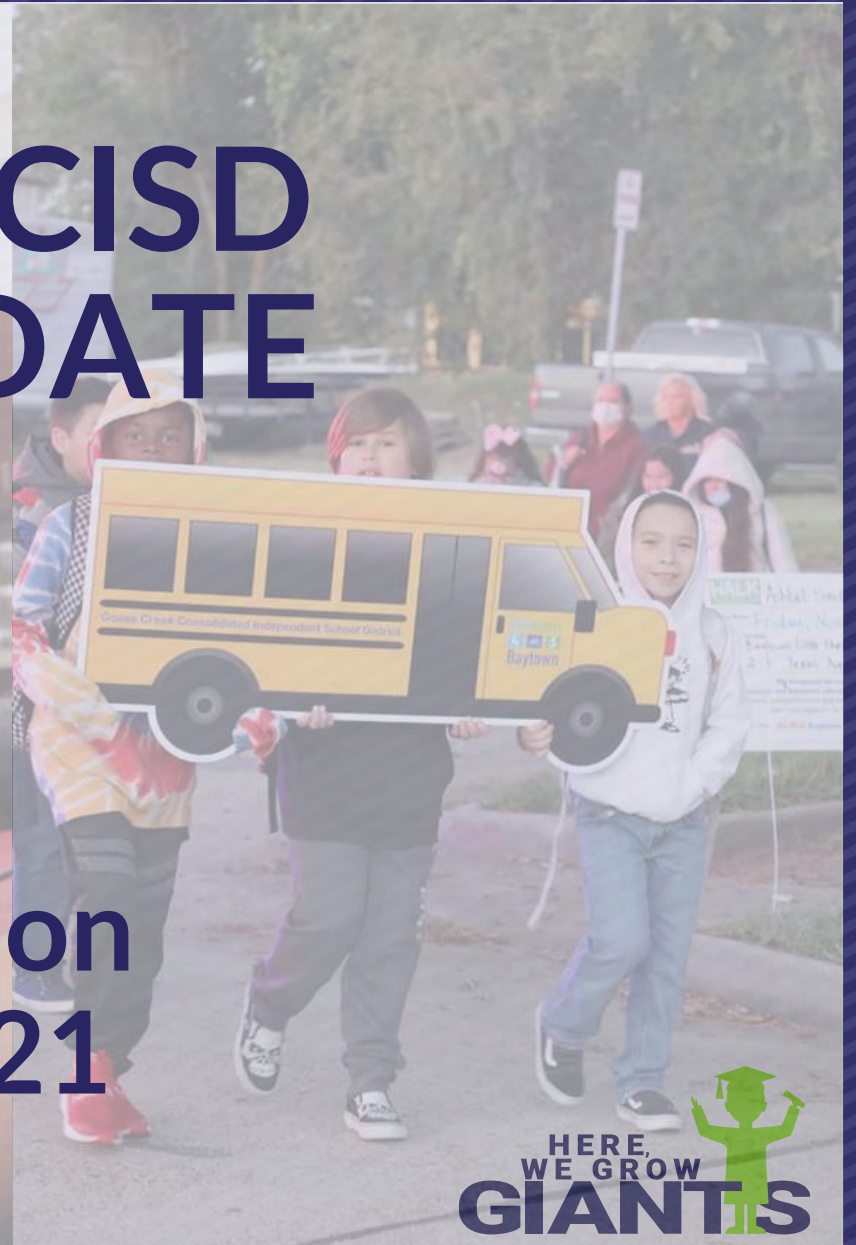


GOOSE CREEK CISD REZONING UPDATE



Board Presentation December 6, 2021



PRESENTATION OUTLINE

- Purpose & Objectives of Rezoning Process
- Two Zoning Options Developed by Task Force
- Online Survey & Public Forum
- Future Steps





Jessie Lee Pumphrey Elementary School

- ▶ Named after famed GCCISD educator and former DeZavala principal
- ▶ Will hold 850 students
- ▶ Will serve as elementary school and Early Learning Academy North
- ▶ Set to open in Fall 2022

PURPOSE & OBJECTIVES

General

- To draw attendance zones in a way that supports an efficient and effective use of school facilities and district resources.
- To reduce overcrowding of campuses.
- To plan for future growth.
- To draw zones to be contiguous, as much as possible.
- To involve the community in public forums.
- To evaluate students' proximity to a campus, being mindful of traffic patterns that allow for the safest routes available.
- To always keep in mind the best interest of students.



PURPOSE & OBJECTIVES

Specific (Rezoning for 2022-2023 School Year)

- To draw attendance zones for Pumphrey Elementary School, which will potentially alter the attendance zones for other elementary schools in GCCISD.
- To align the number of students (enrollment) with campus capacity.
- To draw zones which will best serve the educational needs of students.
- To develop a grandfathering process to accommodate students during the initial transition period.



**The rezoning options are intended to create
the least amount of disruptions**

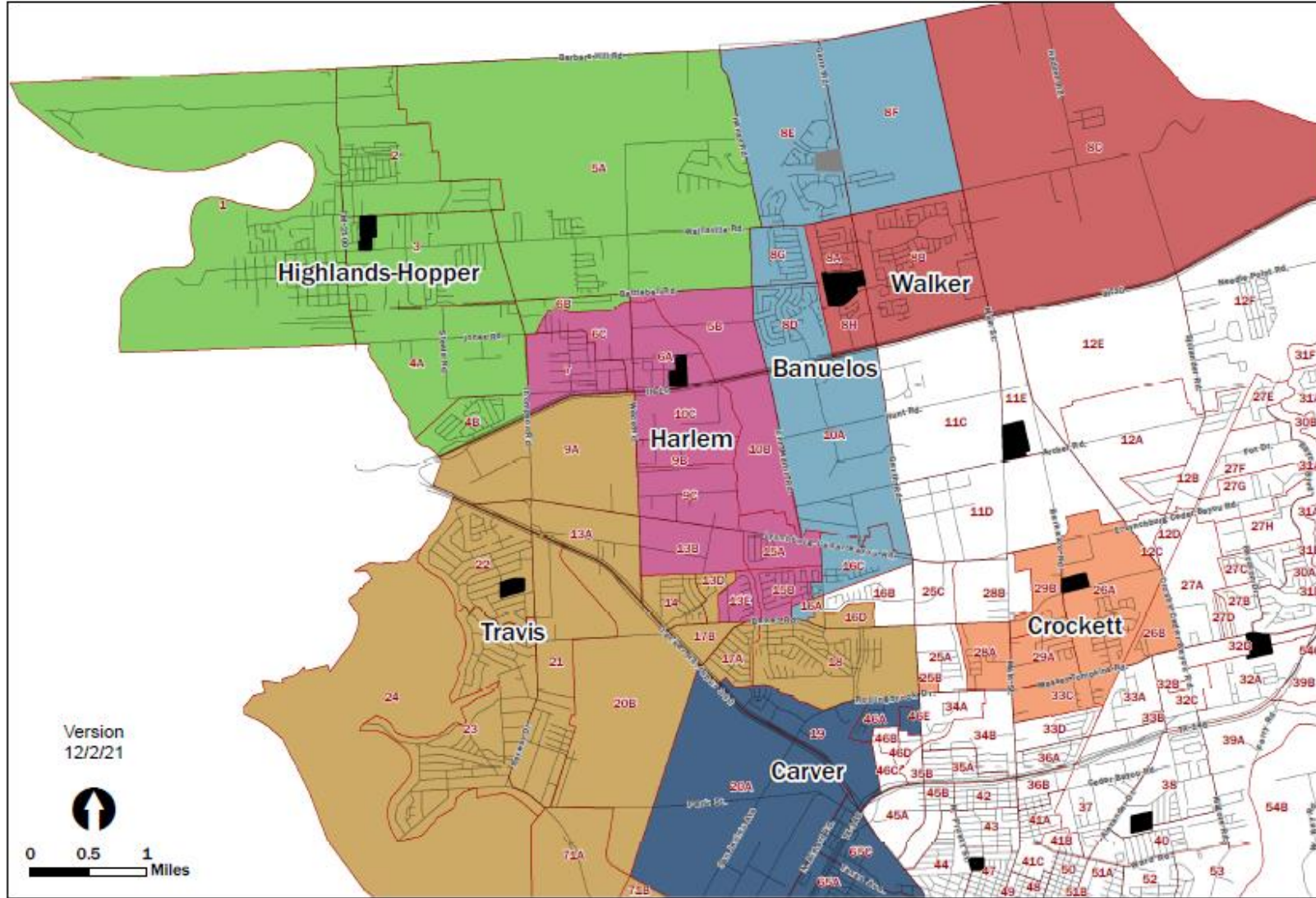


Current Zones

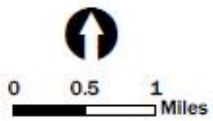


Current Elementary Attendance Zones

Elementary Attendance Zone Planning -- Goose Creek CISD




Version
12/2/21



**Goose Creek CISD Long-Range Planning
Projected KG-5th Resident Students
2021-22 Elementary Attendance Zones**

	Current	2022	2023	2024	2025	2026	2027	2028	2029	2030
Banuelos										
Projected KG-5th Students (Residents)	884	961	1,076	1,189	1,262	1,337	1,428	1,530	1,636	1,749
Capacity	850	850	850	850	850	850	850	850	850	850
Percent Utilization (Residents)	104%	113%	127%	140%	148%	157%	168%	180%	192%	206%
Carver										
Projected Students (Residents)	526	529	515	494	477	475	476	474	473	473
Capacity	830	830	830	830	830	830	830	830	830	830
Percent Utilization (Residents)	63%	64%	62%	60%	57%	57%	57%	57%	57%	57%
Crockett										
Projected Students (Residents)	636	638	640	629	642	620	620	620	622	628
Capacity	650	650	650	650	650	650	650	650	650	650
Percent Utilization (Residents)	98%	98%	98%	97%	99%	95%	95%	95%	96%	97%
Harlem										
Projected KG-5th Students (Residents)	578	589	626	656	692	728	751	776	798	822
Capacity	800	800	800	800	800	800	800	800	800	800
Percent Utilization (Residents)	72%	74%	78%	82%	87%	91%	94%	97%	100%	103%
Highlands-Hopper										
Projected KG-5th Students (Residents)	1,075	1,097	1,098	1,117	1,134	1,134	1,142	1,145	1,151	1,158
Capacity	1,325	1,325	1,325	1,325	1,325	1,325	1,325	1,325	1,325	1,325
Percent Utilization (Residents)	81%	83%	83%	84%	86%	86%	86%	86%	87%	87%
Pumphrey										
Projected Students (Residents)										
Capacity										
Percent Utilization (Residents)										
Travis										
Projected KG-5th Students (Residents)	891	919	922	910	896	883	881	878	877	881
Capacity	850	850	850	850	850	850	850	850	850	850
Percent Utilization (Residents)	105%	108%	108%	107%	105%	104%	104%	103%	103%	104%
Walker										
Projected KG-5th Students (Residents)	697	710	706	703	713	718	726	734	745	766
Capacity	925	925	925	925	925	925	925	925	925	925
Percent Utilization (Residents)	75%	77%	76%	76%	77%	78%	78%	79%	81%	83%

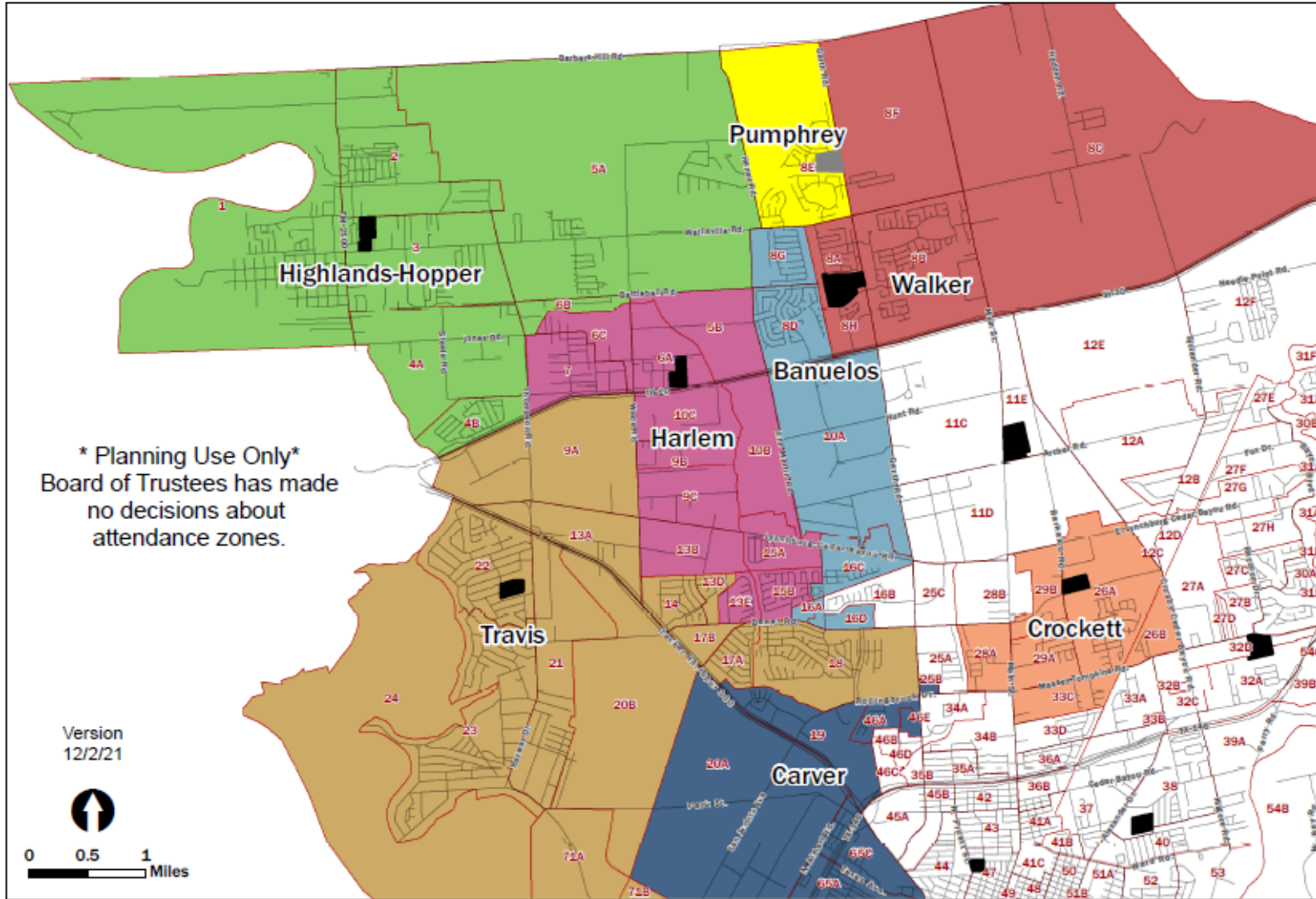


Zoning Option A



Elementary Zoning Option A

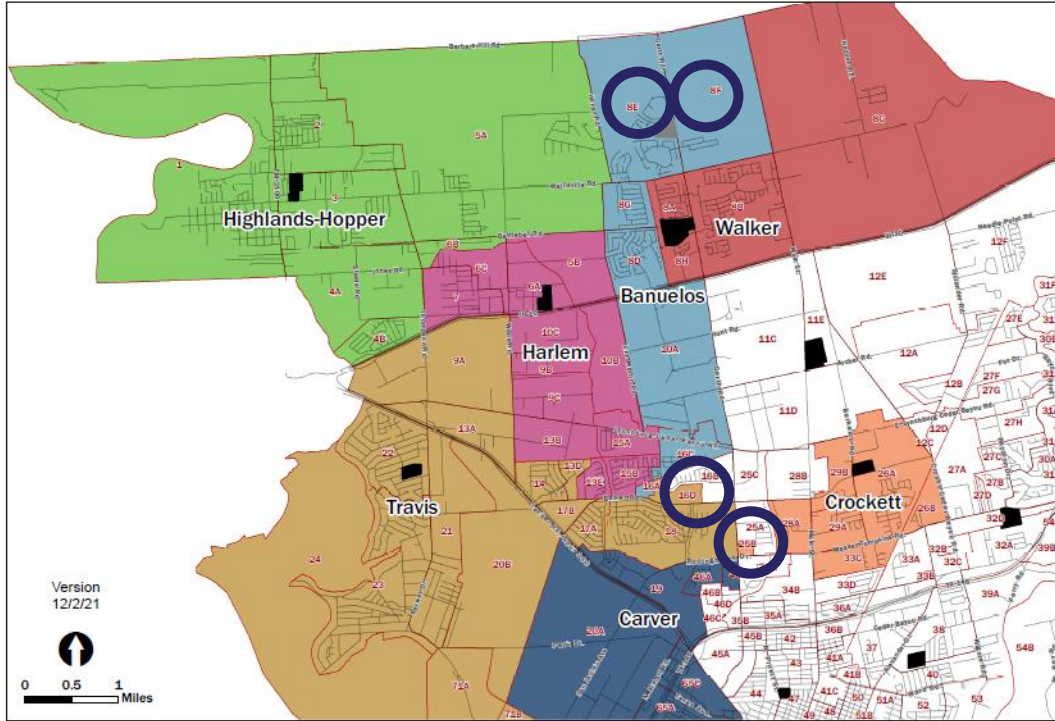
Elementary Attendance Zone Planning -- Goose Creek CISD



OPTION A

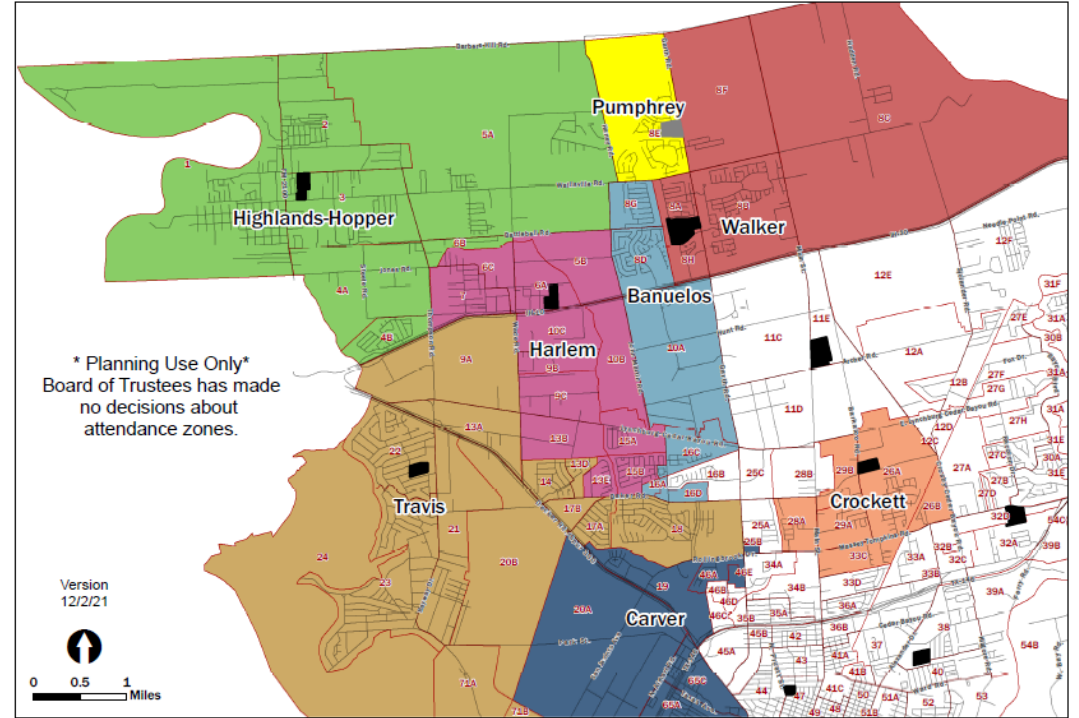


Current Elementary Attendance Zones
Elementary Attendance Zone Planning -- Goose Creek CISD



A


Elementary Zoning Option A
Elementary Attendance Zone Planning -- Goose Creek CISD



**Goose Creek CISD Long-Range Planning
Projected KG-5th Resident Students
Zoning Option A**

	Current	2022	2023	2024	2025	2026	2027	2028	2029	2030
Banuelos										
Projected KG-5th Students (Residents)	682	675	688	691	684	676	678	682	691	701
Capacity	850	850	850	850	850	850	850	850	850	850
Percent Utilization (Residents)	80%	79%	81%	81%	80%	80%	80%	80%	81%	82%
Carver										
Projected Students (Residents)	561	564	551	527	511	505	506	504	503	503
Capacity	830	830	830	830	830	830	830	830	830	830
Percent Utilization (Residents)	68%	68%	66%	63%	62%	61%	61%	61%	61%	61%
Crockett										
Projected students (Residents)	601	603	604	596	608	590	590	590	592	598
Capacity	650	650	650	650	650	650	650	650	650	650
Percent Utilization (Residents)	92%	93%	93%	92%	94%	91%	91%	91%	91%	92%
Harlem										
Projected KG-5th Students (Residents)	578	589	626	656	692	728	751	776	798	822
Capacity	800	800	800	800	800	800	800	800	800	800
Percent Utilization (Residents)	72%	74%	78%	82%	87%	91%	94%	97%	100%	103%
Highlands-Hopper										
Projected KG-5th Students (Residents)	1,075	1,097	1,098	1,117	1,134	1,134	1,142	1,145	1,151	1,158
Capacity	1,325	1,325	1,325	1,325	1,325	1,325	1,325	1,325	1,325	1,325
Percent Utilization (Residents)	81%	83%	83%	84%	86%	86%	86%	86%	87%	87%
Pumphrey										
Projected KG-5th Students (Residents)	209	301	405	502	574	629	693	761	828	897
Capacity *	570	570	570	570	570	570	570	570	570	570
Percent Utilization (Residents)	37%	53%	71%	88%	101%	110%	122%	134%	145%	157%
Travis										
Projected KG-5th Students (Residents)	786	807	799	779	759	752	751	748	747	751
Capacity	850	850	850	850	850	850	850	850	850	850
Percent Utilization (Residents)	92%	95%	94%	92%	89%	88%	88%	88%	88%	88%
Walker										
Projected KG-5th Students (Residents)	795	807	812	830	854	881	913	951	992	1,047
Capacity	925	925	925	925	925	925	925	925	925	925
Percent Utilization (Residents)	86%	87%	88%	90%	92%	95%	99%	103%	107%	113%

OPTION A



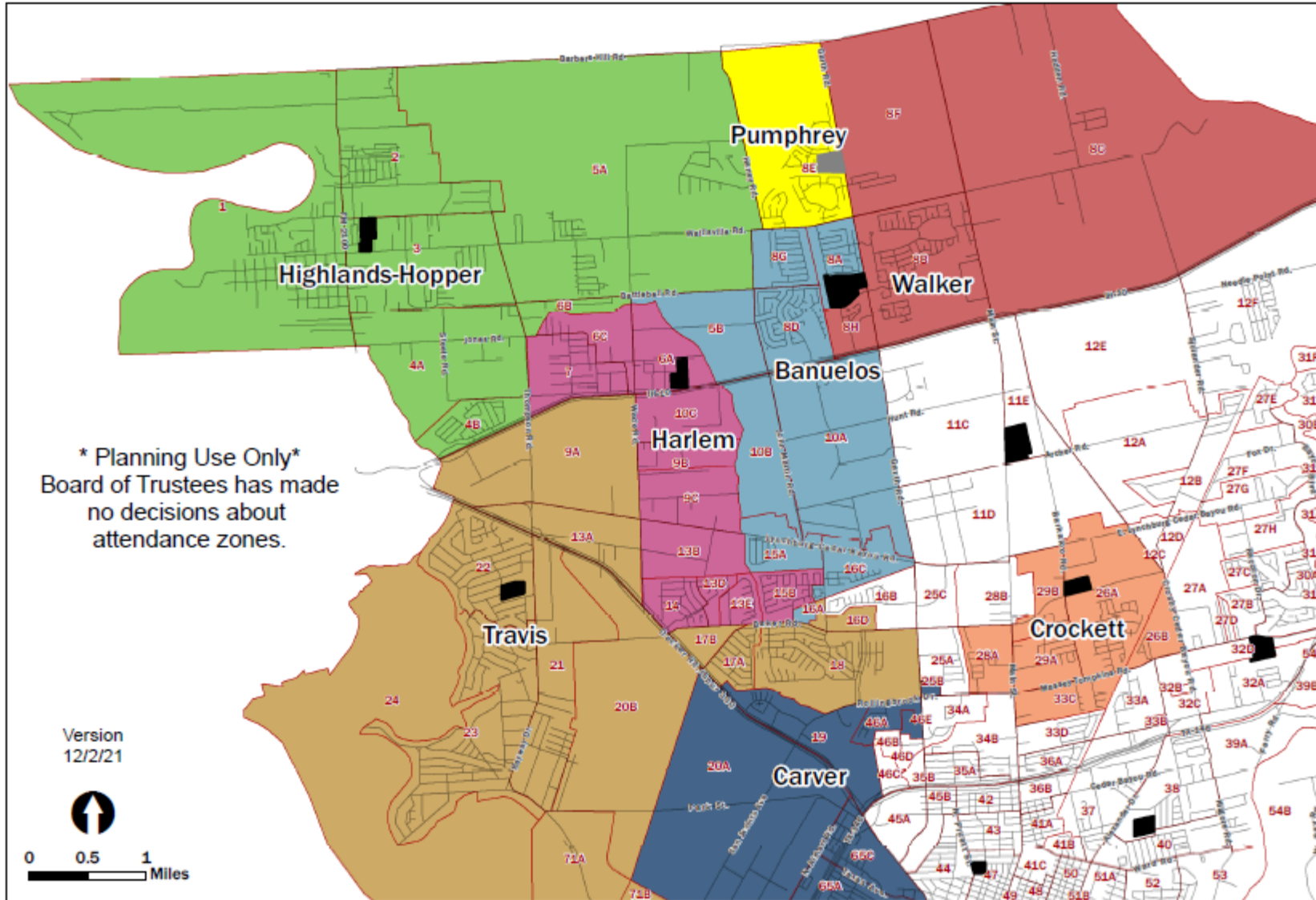
* Pumphrey total capacity = 850. Early Learning Academy will occupy 280-student wing of this school.

Zoning Option B



Elementary Zoning Option B

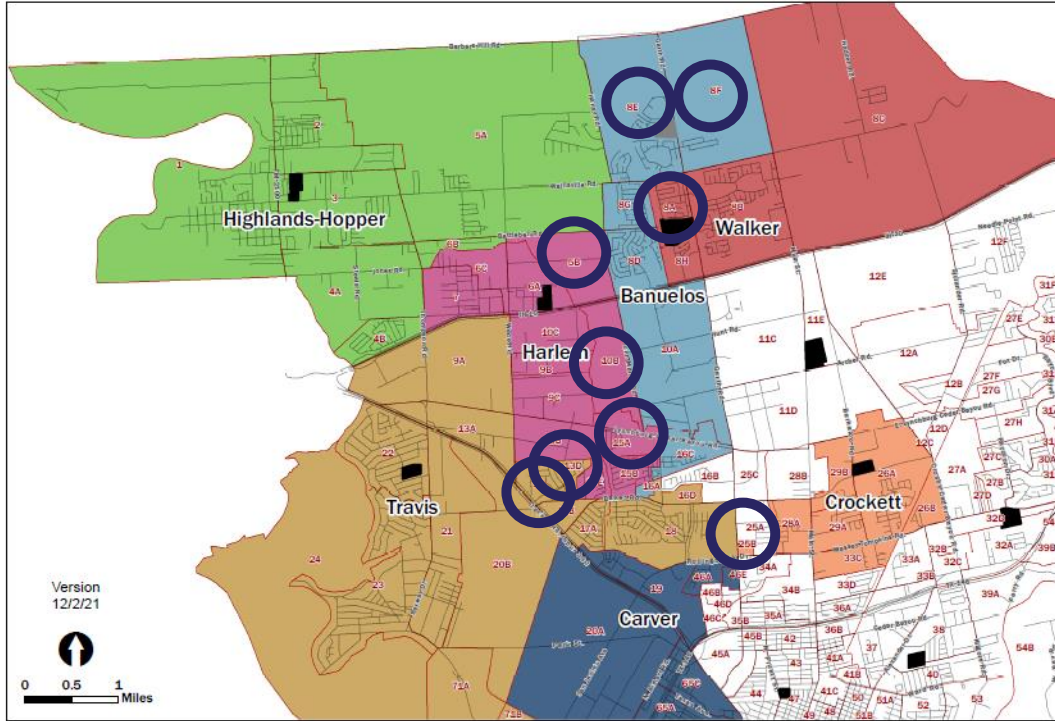
Elementary Attendance Zone Planning -- Goose Creek CISD



OPTION B

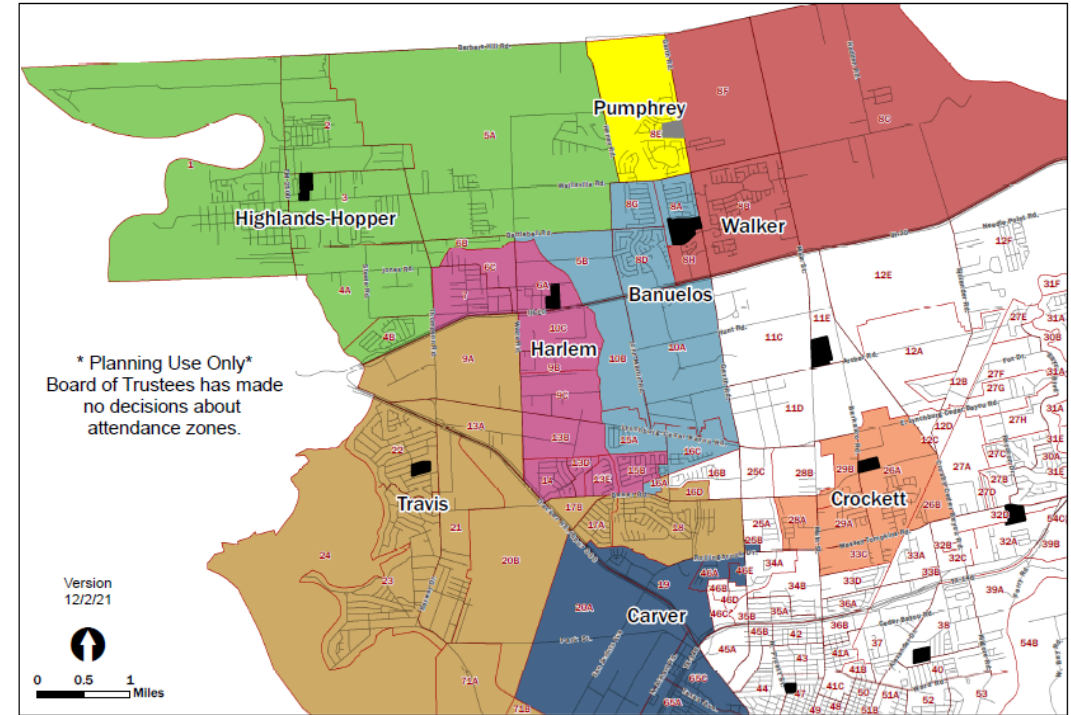


Current Elementary Attendance Zones
Elementary Attendance Zone Planning -- Goose Creek CISD



B


Elementary Zoning Option B
Elementary Attendance Zone Planning -- Goose Creek CISD



**Goose Creek CISD Long-Range Planning
Projected KG-5th Resident Students
Zoning Option B**

	Current	2022	2023	2024	2025	2026	2027	2028	2029	2030
Banuelos										
Projected KG-5th Students (Residents)	749	714	722	732	728	753	772	798	823	851
Capacity	850	850	850	850	850	850	850	850	850	850
Percent Utilization (Residents)	88%	84%	85%	86%	86%	89%	91%	94%	97%	100%
Carver										
Projected Students (Residents)	561	564	551	527	511	505	506	504	503	503
Capacity	830	830	830	830	830	830	830	830	830	830
Percent Utilization (Residents)	68%	68%	66%	63%	62%	61%	61%	61%	61%	61%
Crockett										
Projected Students (Residents)	601	603	604	596	608	590	590	590	592	598
Capacity	650	650	650	650	650	650	650	650	650	650
Percent Utilization (Residents)	92%	93%	93%	92%	94%	91%	91%	91%	91%	92%
Harlem										
Projected KG-5th Students (Residents)	692	703	740	750	765	774	776	777	780	787
Capacity	800	800	800	800	800	800	800	800	800	800
Percent Utilization (Residents)	87%	88%	93%	94%	96%	97%	97%	97%	98%	98%
Highlands-Hopper										
Projected KG-5th Students (Residents)	1,075	1,097	1,098	1,117	1,134	1,134	1,142	1,145	1,151	1,158
Capacity	1,325	1,325	1,325	1,325	1,325	1,325	1,325	1,325	1,325	1,325
Percent Utilization (Residents)	81%	83%	83%	84%	86%	86%	86%	86%	87%	87%
Pumphrey										
Projected KG-5th Students (Residents)	209	301	405	502	574	629	693	761	828	897
Capacity *	570	570	570	570	570	570	570	570	570	570
Percent Utilization (Residents)	37%	53%	71%	88%	101%	110%	122%	134%	145%	157%
Travis										
Projected KG-5th Students (Residents)	736	767	764	757	744	734	734	731	731	734
Capacity	850	850	850	850	850	850	850	850	850	850
Percent Utilization (Residents)	87%	90%	90%	89%	88%	86%	86%	86%	86%	86%
Walker										
Projected KG-5th Students (Residents)	664	694	699	717	752	776	811	851	894	949
Capacity	925	925	925	925	925	925	925	925	925	925
Percent Utilization (Residents)	72%	75%	76%	78%	81%	84%	88%	92%	97%	103%

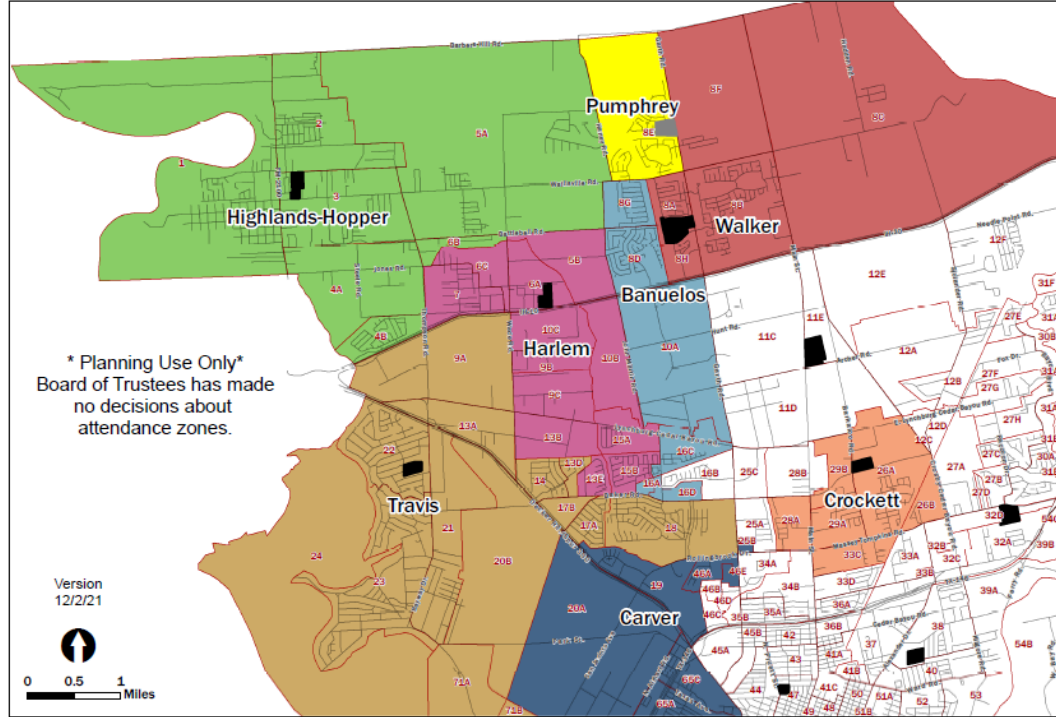
* Pumphrey total capacity = 850. Early Learning Academy will occupy 280-student wing of this school.



OPTION B

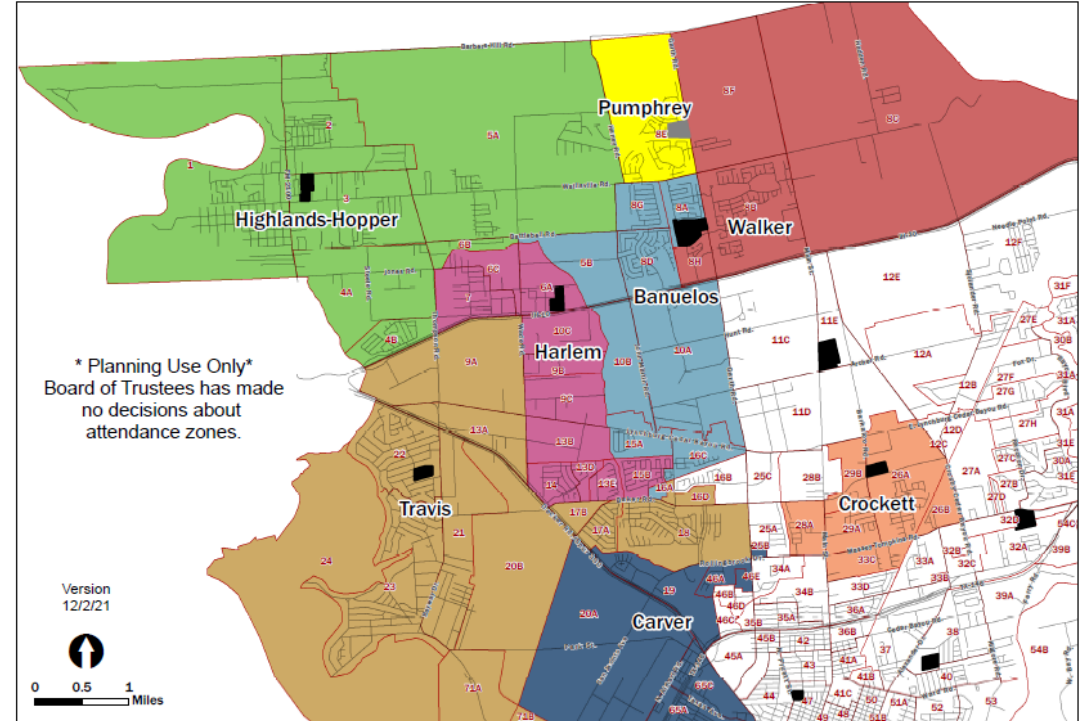
OPTION A

Elementary Zoning Option A
Elementary Attendance Zone Planning -- Goose Creek CISD



OPTION B

Elementary Zoning Option B
Elementary Attendance Zone Planning -- Goose Creek CISD



Elementary School Option A

Development Type			Development Name	Planning Unit	Moving from Campus	Moving to Campus in Option A
Apartment	Subdivision	Mobile Home Park				
X			Oxford at Country Club	16D	Travis	Banuelos
X			The Bennett Bay Town			
X			Advenir at the Preserve			
X			Cedar Ridge			
	X		Ashbel Cove	8E	Banuelos	Pumphrey
	X		Burnet Fields			
	X		Wooster Trails			
	X		Sterling Point			
	X		Goose Creek Landing			
	X		Highlands Ranch	8F	Banuelos	V. Walker
X			Reserve at Garth Road	25B	Crockett	Carver

Elementary School Option B

Development Type			Development Name	Planning Unit	Moving from Campus	Moving to Campus in Option B
Apartment	Subdivision	Mobile Home Park				
	X		Ashbel Cove	8E	Banuelos	Pumphrey
	X		Burnet Fields			
	X		Wooster Trails			
	X		Sterling Point			
	X		Goose Creek Landing			
	X		Highlands Ranch	8F	Banuelos	V. Walker
		X	2603 CB Lynchburg	15A	Harlem	Banuelos
	X		Ginger Creek Estates			
	X		Eastpoint I	8A	V. Walker	Banuelos
	X		Eastpoint II			
X			Ravella at Eastpoint			
			Future Single/Multi Family Development	5B	Harlem	Banuelos
				10B		
X			Reserve at Garth Road	25B	Crockett	Carver
	X		Decker Terrace 1	13D	Travis	Harlem
X			Villas at the Palms			
X			Sunshine			
	X		Ponderosa	14	Travis	Harlem
	X		Craigmont Place			
	X		Decker Terrace 2			

Community Feedback on Rezoning Options



Online Survey

Dec 10-Jan 14: Provide zoning options to public for feedback (online survey)

Goose Creek CISD is in the process of rezoning several elementary schools due to Pumphrey Elementary School opening in the fall of 2022. We are asking GCCISD citizens to complete the following rezoning survey. Your feedback is very important to us as the school board considers which zoning option is best for our school district. We value your input and appreciate you taking time to complete this survey.

NEXT →

Public Forum

January 13, 2022

EF Green Junior School

6:30 – 7:45 PM





FUTURE STEPS

- ▶ Review community feedback after January 13
- ▶ Provide a recommendation to the board based on community feedback
- ▶ Implement a communications plan for rezoned students

THANK YOU!

